



Arizona Woodturners Association

Chapter of American Association of Woodturners

Newsletter
May 2023

INSIDE THIS ISSUE:

Monthly Index

AAW	16
Editor's Note	21
Humor.....	12
Kundrat Learning	7, 8
Last Meeting	5, 6
Membership corner ...	13
Monthly demos	12
Next Demo	1, 18
President's Message	2
Projects/Tips	14, 15
Safety	17
Shop Talk.....	14
Support for AWA	18
Volunteer Opportunity...	9
Women in Turning ...	11
Appendix: Instant Gallery & Presidents Challenge	
PLUS	
AWA Elections	3
Past President	4
New Website	19-20
Maricopa County Fair	10

Next Demonstration

May 20, 2023

Airbrush Turning

Demonstrator: John Armstrong

New Meeting/Demonstration Location:

5757 N Central Ave, Phoenix, AZ

Noon – 3:00pm




I will give information on coloring wood using air brushes, atomizers and paint brushes. At the end of the day, you should understand the materials and equipment I use and why, as well as when to color and not.

I have done some form of woodworking since the age of seven, with woodturning being most of my focus for the last 31 years.

I started air brushing in high school doing architectural and photo repair rendering. Life moved on, with the occasional return when I needed to restore furniture, wood boats, motorcycle or whatever -- the air brush was the best tool choice.

I have been teaching Woodturning 1, 2, and Advance Projects at Yavapai College for over six years
John



AWA President's Message

Richard January



New - May 2023 Board

Hello AWA Members:

I am grateful to the Board members, both those leaving the Board, new members, and those continuing to serve for their time and effort to make Arizona Woodturners Association both interesting and informative. I am particularly grateful to Brian Lensink for his leadership over the last 2 years.

Moving to a new meeting location is scary and exciting! Without the need to move equipment from a storage unit to the meeting our members will have additional time to socialize and discuss techniques, projects, and problems other turners want to discuss. We will have the opportunity to customize the set-up of the facility to meet our needs. We are exploring other opportunities that may result from the move to the Family Life Center.


Moving forward we are looking for opportunities to inspire members to both broaden and improve their projects. We are interested in your ideas for demonstrations at the meetings, and classes at the Kundrat Learning Center.

We are very interested in bringing back members we have not seen for some time, and look forward to meeting new members. External demonstrations at local events, stores and fairs provide an opportunity to introduce woodturning to the public. After each fair we see new members. I encourage everyone to participate in these external demonstrations.

May President's Challenge: One tool turning - no sanding, no finish

Richard January

Some different pieces created by Richard January from the Instant Gallery. If you don't know how to access the Instant Gallery on the website – check out page 20 in this newsletter.



AWA Election Results

April 22nd


All Volunteer Board/officers

WEBSITE link: [Board and Bylaws web page](#)


Position	Current	Term Ends
President	Richard January	2025
Vice President	Craig Colin	2024
Treasurer	Rich Slosky	2025
Secretary	Kellie Gilligan	2024
Director 1	Dick Jones	2025
Director 2	Michael Luksich	2025
Director 3	Andy Pulsipher	2026
Director 4	Beth Purdy	2025
Director 5	Pete Beschenbossell	2024



Richard January



Craig Colin




Rich Slosky



Kellie Gilligan



Pete Beschenbossell



Dick Jones



Michael Luksich



Andy Pulsipher



Beth Purdy

Past President's Message – May 2023

As now Past President of the AWA I would like to thank you for the opportunity. It has been a good couple of years, thanks to a great Board of Directors. We have accomplished a lot in two years. Here are a few of those accomplishments:

1. We located and have archived important AWA incorporation papers and have made sure that required yearly reports are updated and current.
2. We reviewed the bylaws and updated them which was long overdue.
3. We developed a regular board meeting schedule and have kept to that schedule, thanks in part to Zoom, for the full two years. The board met the first Tuesday of each month.
4. We established and equipped the Kundrat Learning Center (KLC) to benefit our members with classes and instruction.
5. We established a membership function, thanks to the work of Dale Guilford, where new members get a call and a new member packet. This has helped in maintaining and expanding new membership.
6. We found a new location for our meetings that includes a storage unit for our equipment. This reduces the need for transporting equipment to the meetings and eliminates the need to set up and rearrange the room when we are done. All of that is done for us by the facility.
7. We have rearranged some of the functions of various officers to even out the workload for those volunteers.
8. We established Zoom so we could continue to have meetings during the pandemic, and it has now become a resource for members who are out of state or unable to make the meetings.
9. We have established a regular monthly newsletter and website, thanks to the hard work of Pat Jones, our web master and newsletter editor.

There are several things that were "in process" and the new board of directors can move them forward. One is strengthening the Shorty Fund program, and another is finding ways to fund raise for the AWA to help defray operating expenses and continue to invest in other things to benefit our members.

Richard January, our new AWA President, has worked hard as a board member and volunteered in other capacities, such as being the photographer, a member of the KLC committee and coordinating volunteer efforts at state and county fairs. I will support Richard in every way I can as he takes over the Presidency.

I believe the AWA is in good hands and can look forward to a bright future.

Brian Lensink
Past President, AWA

Last Meeting notes:

Monthly demonstration is available on video in the Members Only section of the website.

Ed Morabito - Twisted Goblet demo



Twisted goblet with ring



Ed Morabito –

Moving Axis point in jaws



Quick way to make end cup is with Rounded Router Bit from MLCS Router Bits

Some of Ed's favorite turners on Multi-Axis

Barbara Dill – Multi-Axis Woodturning / Spindle Essence

Raymond Bissonnette – Multi-Axis Eccentric Spindle Turning

Pajo's Garage - Wood Turnings Multi-Axis Spindle

Jason Clark – Multi Axis Techniques

Last Meeting notes:

April 22, 2023



Tool Sale/Swap





Kundrat Learning Center News

The Kundrat Learning Center (KLC) is fast approaching its second anniversary and we owe a big thanks to the Board of Directors and Diane Kundrat for their unwavering support. The facility is now equipped with seven mid-sized lathes, a 10" table saw, a 14" band saw, a drill press, a compressor and much more. Come visit—it's your facility and we hope that what you see will make you proud of the two years' worth of effort.

The KLC Safety Guidelines and Usage Policy were just updated to reflect the experiences of the last two years. The updated documents are available on the KLC's page of the AWA web site.

Thanks to those who have participated in classes and shared their comments, observations, and suggestions. We have endeavored to incorporate your feedback into our offerings and operations and feel that the KLC is better for your candidness.

BREAKING NEWS: Dick Jones has said the law of gravity has been suspended. To prove his point, he will be teaching those brave enough to venture to the KLC, how to make a Trumkreisel (a spinning top, on a pedestal—seeing is believing). Video link in the Editor's note at the end.

Dick will be offering **two sessions**, on Thursday, May 25th.

- The first session will be at 1 pm
- The second session will be at 6 pm.
- We can have 6 turners per session, so sign up quickly.

The **cost** of the classes will be \$10/person (cash or check made out to Arizona Woodturners Association). Dick will supply the wood.

What to bring: Your face shield and turning tools.

How to sign up: Email John Brower at jsbrower@cox.net

John will confirm your enrollment and provide more detailed information about the classes, approximately 1 week prior to the classes.



1New class offering.

“Skill Building”

We have seven (7) turners in the April to June Sessions. This has maxed out the KLC and, consequently, we cannot take any more participants.

This is the last Skill Building Series for the year. Skill Building classes will begin again in January of 2024.

“Turn and Talk”— your Skill Building team will be offering opportunities, on the 2nd Saturday of the month, from 1-3 pm, for those who want to address specific questions about turning or who have an on-going project and need a little more help.

At our last session, Cal Vander Kooi taught the attendees how to turn a sphere and John Brower taught the participants how to clean and maintain their chucks.

Our next session will be on May 13th, from 1 – 3 pm, **and we have 2 slots available.**

- **Contact John Brower at jsbrower@cox.net to sign-up.**
- **Who can attend:** Anyone with an interest in improving their turning knowledge or skill (focus is on the beginning to intermediate turner).
- **Location:** Kundrat Learning Center (KLC) 545 W Ivanhoe Ct, Gilbert, AZ 85233
- **Cost:** \$10 /session

This summer and fall, we will be offering some **1-day and specialty classes**. More information will be forthcoming, as we lock-in the instructors and the dates.

Want to teach a class or have a class idea? Let us know at KLC@azwoodturners.org

Your KLC Committee

Ed Morabito, who did the April demonstration, works teaching young adults woodturning at Seeds for Autism. Talk to him if you would like to volunteer\ teach woodturning.

Check out their OPEN HOUSE on May 6th.



seeds FOR AUTISM

SHOPPING, CRAFTS & COMMUNITY!

**Art Jam
AND OPEN HOUSE**

SATURDAY, MAY 6th

10:00 - 3:00

3420 S. 7th St. Phoenix 85040
seedsforautism.org/events

Volunteer Opportunities 2023

Thank You to the following who demonstrated at Woodworkers Source on March 4: Dale Guilford, Dennis Cameron, Jim Meizelis and Mario Marois.

COMING EVENTS:

Woodworkers Source, Tempe, the first Saturday of each month through June.

Thank You to Dick Jones and Jim McCleary for demonstrating at Woodworkers Source on Saturday, April 8.



There are 2 sessions, 9:30 AM till Noon and Noon to 3:30 PM. The lathe there is a Jet mini lathe. The only other equipment there is a drive center and a live center. Turners will need to bring tools, a chuck, if needed, and items to turn.

We will demonstrate at Woodworkers Source, Tempe, in May and June and then take the summer off. If you would like to demonstrate on either Saturday, May 6, or Saturday June 3. If you are interested in participating in any of these events, please email: Dick January



Maricopa County Fair - The Maricopa County Fair was April 12-16

Thank You to the following for demonstrating at the Maricopa County Fair.

Ana Lappegard

Jim McCleary

Brian Mason

Ken Waller

Dale Guilford

Pablo Morales

Dennis Cameron

Rich Slosky

Dick January



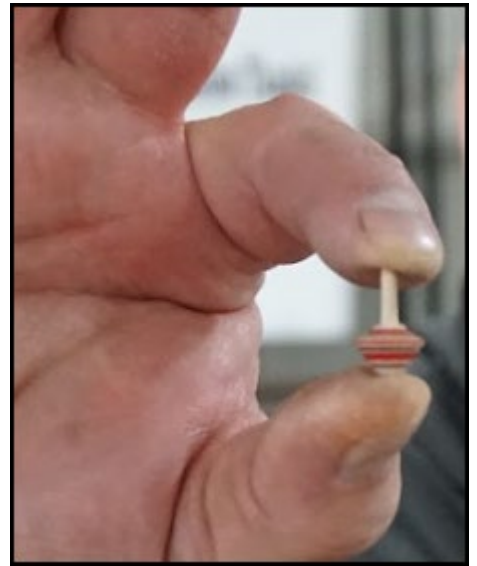
A special Thank You to Ana Lappegard, Jim McCleary and Richard January for moving equipment to and from the Fairgrounds.



Fun at the fair!!



**FAIR TIME
at
Maricopa
County**



Women in Turning is a committee within the American Association of Woodturners organization. The AWA chapter of WIT meets monthly at the KLC, as noted in the AWA Calendar.

WIT meets at the KLC the second Wednesday of each month at 5:30PM.


May meeting is “bring what you’re working on” and turn together!

Contact: Kellie Gilligan



WOMEN IN TURNING (WIT)


Connect with women worldwide who share a passion for woodturning through AAW's Women in Turning (WIT)! WIT's activities aim to attract more women to woodturning, and increase visibility and participation of women leaders in the field by:



Women in Turning

- Encouraging and assisting members in their woodturning pursuits;
- Expanding members' knowledge, skills, and creativity;
- Fostering the sharing of ideas and processes; and
- Supporting involvement in the AAW, community woodturning projects, and initiatives.

Learn more about WIT at tiny.cc/AAWWIT



JOIN TODAY!
woodturner.org
 651-484-9094
 877-595-9094 (toll free)
wit@woodturner.org

Where do our members hear about us?

That is a question on the AWA Membership registration form. What do you think the top 3 answers are?

- 1) Internet
- 2) Friends/Members
- 3) Fair/Demos

Here are a few of the other ways they found out about Arizona Woodturning Association!!

- American Association of Woodturners (AAW)
- Southwest School of Woodworking
- Family
- Aliens (can you guess who wrote this?)
- Another woodturning club
- Professional woodturning demos



Studies confirm that laughter lowers blood pressure and releases beta-endorphins, a chemical in the brain that creates a sense of joy.

Thank you to Jim Meizelis for supplying some humor for the AWA Newsletter.



"Of course, one of the more popular myths is that our 16th president was born in a little log cabin."

AWA Monthly Demonstrations for 2023

Full year and last minute changes noted on AWA website

Bring in a President's Challenge piece to the AWA Meeting to be entered in an end of year drawing – prize value \$150!

Date	Demonstrator*	Topic	President's Challenge
May 20 Start of the New Location	John Armstrong	Airbrush Turnings	One tool turning - no sanding, no finish
June 17	Dick Jones	Trumkreisel	Some type of toy
July 15	Alan Stratton	Christmas in July	Tactile piece
August 19	Don Mitchell	Hollowing`	Kitchen Ware

Membership Corner



Dale Guilford

New Members (3/15-4/15)

Jim Rugg, Tempe, AZ
Nic Stewart, Gilbert, AZ
Greg Murphy, Mesa, AZ

Gordon Washburn, Laveen, AZ
Ed Melcher, Florence, AZ
Elise Dillingham, Phoenix, AZ

New members year to date - 25 Total Membership - 215

This is my first article for the Membership Corner. The editor told me I could write about anything so here goes.

The Arizona Woodturners Assoc. is one of approximately 350 chapters and 15,000 plus members that make up the American Assoc. of Woodturners "AAW". Presently our chapter is one of the largest chapters with Carolina Mountain Turners, Minnesota Woodturners and San Diego Woodturners all being larger, but not by much.

The AAW is an excellent resource for all woodturners from the new to the professional. It also publishes a monthly journal, the "American Woodturner". Past issues are available and have been indexed so you can find information on any topic. Also, there is a forum where questions can be asked. There is a gallery so you can submit photos of your work for all to see. "Woodturning FUNDamentals" is a digital publication tailored especially to newer turners, the Woodturning Fundamentals publication and online learning portal can help you build a foundation in woodturning.

About 50% of AWA members are also members of the AAW. I encourage those who are not members to look at what is available for you. The AAW home page link is <https://www.woodturner.org> If you're interested in the history of AAW and how it has adapted to the hobby of woodturning, [click on this link](#)

Please be sure to welcome our new members.



If you are interested in learning more about woodturning – if you are a beginner or advanced – check out Shop Talk!

2nd Tuesday of the month – Shop Talk Live on Zoom.

May 9 - 7pm

A Zoom invite to AWA members will go out by May 8 for the Shop Talk.

Host: John Lea

Topics: Best and Worst woodturning project or experience?



Thank you, Craig Colin,
for hosting last
month's Shop Talk!!!



Piece by John Armstrong
May demonstrator

Micro-Crystalline Wax / Polish

Tip from Dale Guilford

This stuff is great...not just for your turnings...but also as a lubricant! I have not been a big fan of wax as a finish or topcoat on my turnings, but I finally decided to give this a try. It is easy to apply and doesn't take much and leaves a nice luster when buffed. It is also great on old turnings that need to be renewed. However, the biggest surprise is how well it works on the lathe bed ways. Better than WD-40, paraffin, and silicone. Next, I am going to try it in bar form on the bed ways. Less costly in bar form. If you want to try it, search "micro-crystalline wax".





[Spinning Top Project - click](#)




Laser for hollow turning After going through half a dozen laser pens while hollow turning with my Jamieson system, I purchased a universal pistol laser and attached it to an Allen wrench and then slid the wrench into the pen slot. The pistol laser can handle the shocks associated with the hollowing process. I purchased the pistol laser on eBay for under \$20.

—Robert fay, Collingswood, NJ

Sharpening oval skew chisels Dress your grinding wheel to get it clean and straight across. Mark the bevel of the skew chisel with a black marker so that you can easily see if the entire cutting edge has been sharpened. Use a Veritas grinding jig for skew chisels and attach two small magnets under the oval skew chisel to keep it from rocking side to side. A small mirror can be used to view the bevel from underneath as the edge is being sharpened.

— Joe Cavanaugh, Vienna, VA




Resharpen with confidence To re-sharpen the same tool, reset the angle gauge to zero as before. Pull the toolrest away from the grinding wheel and tighten the toolrest support arm to the base. Then, with the angle gauge on the toolrest, adjust the toolrest to the angle you had previously recorded for that tool. Make sure to position your wooden spacer against the grinding wheel when moving the toolrest back in place to ensure consistency. Remove the spacer and sharpen your tool.

It is that quick and easy. **I write the angle required for each tool on a piece of colored electrical tape wrapped around the tool for easy reference.**

—Denis Delehanty, Virginia



Teaching the World to Turn
woodturner.org



2023 AAW Symposium in Louisville, KY
Kentucky Exposition Center
June 1 - 4, 2023

Get ready for
**Louisville
in 2023!**



Live Online Event

Emma Cook
The Tiny Turner
January 21, 2023
2 p.m. Eastern Time



What is
woodturning?

Going to 2023 AAW Symposium in June?

Currently planning to go: Jim McCleary, Stephen & Trudy Noe, J Paul Fennell, Craig Colin, Erwin Kurtz, Rich Slosky, Don Elliott, Allen Kisling, Mary Schick.

Going as volunteers: Dave Madden, Dick/Pat Jones, Ana Lapegard

AAW Member Registration

Includes:

- 3 Days with 80 Demonstrations and Panel Discussions
- The Largest Woodturning Trade Show
- Networking & Social Events
- Galleries, Exhibitions & Auctions
- Online access to recorded demonstrations
- Access to AAW Member Benefits

\$355 through May 1, 2023
\$410 after May 1, 2023 and onsite

**Remember
May 1st is the
next deadline
for a discount
to the AAW
2023
Symposium**

The Workshop and Turning Environment General Considerations

Don't use a lathe in damp or wet locations or in the presence of flammable liquids, vapors, or gases.

Always keep a fully charged fire extinguisher close at hand.

Frequently remove shavings from the floor while turning.

Eliminate all slipping or tripping hazards from the floor around the lathe and work area.

Do not be distracted. Keep pets out of the shop. Ask family members to enter the shop carefully if the lathe is running, so you aren't startled, and to wait until you turn off the lathe before trying to get your attention.

Use a powered dust-extraction system to remove wood dust and other air-suspended particles while sanding or generating any form of dust.

Floor Mats Having a good rubber anti-fatigue mat to stand on instead of a hard concrete floor helps reduce leg and back fatigue. A mat can also reduce damage to dropped tools.

Lighting Keep your work area well lit. Adequate lighting is important not only for seeing the work but also for reducing eye fatigue and, over time, eye damage. Ideally each station should have good overhead lighting as well as a moveable work lamp to provide more direct light on the project. Lights with protective shields are recommended.

Extension Cords Avoid using extension cords if possible. Guard against electric shock. Inspect electric cords for damage. Use of extension cords that cross traffic areas should be avoided.

Eye and Face Protection Having at least minimal protection in place to reduce the chances that flying projectiles will reach and damage the eyes or face should be a common-sense no-brainer for ANYONE who intends to stand at the lathe.

Full face shields provide the protection needed for bowls, vessels, or any turning involving chucks and faceplates. At a minimum, use safety goggles or safety glasses that have side protectors when turning small items.

Properly adjust the headband and know how to lift the shield for talking. Face shields should be kept clean and free of scratches.

(Taken from AAW Safety Guidebook for Woodturners)



Keep brain engaged.

Support for AWA ...

Frys Community Rewards: \$\$\$\$\$\$



1. Go to: <https://www.frysfood.com/account/communityrewards>
2. Login or create an account.
3. Click On: "My Account" Then scroll down and Click On: "Community Rewards"
4. Click On: "Change Organization"
5. Search by name or organization #: "VD448"
6. Click On: Enroll

PayPal: \$\$\$\$\$\$



1. Go to: <https://www.paypal.com/us/home> and login to your existing PayPal account or create a new one.
2. Click On: Mypaypal **OR** go to Dashboard and then bottom right to pick charity.
3. Scroll down and select: "Set Your Favorite Charity."
4. Search for: Arizona Woodturners Association
5. Click On: Arizona Woodturners Association
6. Click On: "Set as Favorite Charity"
7. To donate directly go to: <https://www.paypal.com/US/fundraiser/charity/1906920>

Any questions – contact [Rich Slosky, AWA Treasurer](#)



Remember May 20th AWA Meeting/Demonstration

Airbrush Turnings by John Armstrong

location is new:

Family Life Center

located at Central Avenue and Bethany Home Road

5757 N Central Ave, Phoenix, AZ 85012

Regular time – Noon to 3:30pm








Learn the new website...

www.ArizonaWoodturners.org

AWA members can log-in to access all “Members Only” options. If you don’t know your password, click “lost password” on the log-in screen.



At the bottom of each page is the basic information – meeting location, contact for webmaster, contact for the AWA Board, Facebook link.

 Questions? Email webmaster	 Available on Zoom or in-person. 3rd Saturday (except April/Oct) 655 E Southern Ave, Tempe, AZ.	 Contact an AWA Officer	 An affiliation of the American Association of Woodturners	 AWA Facebook
--	---	---	---	--

What's where on the Website?

Members Only section

Photo Gallery

AWA Members Only

This page is designed for ease of use for AWA Members.

What else would you like here? Email: webmaster@AZWoodturners.org

Click on the links below to get more information.

- [AAW – American Association of Woodturners](#)
- [About AWA](#)
- [AWA Affiliated Business Partners](#)
- [Blog – tips, notes from members](#)
- [Bylaws/Board Members](#)
- [Buy/Sell/Group questions – how to send email to membership](#)
- [Calendar Events](#)
- [Class Signups](#)
- [Club projects](#)
- [Contact Us](#)
- [Demonstrations/Videos/Meetings 2023](#)
- [Demonstrations/Videos/Meetings Past](#)
- [Directory – Members – Map](#)
- [Donate](#)
- [Elections – Yearly](#)
- [Facebook – Social](#)
- [Fairs and Outside Demonstrations](#)
- [Free Money – Amazon, Frys](#)
- [Humor in Life](#)
- [Kundrat Learning Center](#)
- [New Members](#)
- [Newsletters](#)
- [Photo Gallery \(Instant Gallery/President Challenge images\)](#)
- [President's Challenge](#)
- [Profile – Edit](#)
- [Renew – Invoice](#)
- [Safety](#)
- [Shop Talk](#)

**Photo Gallery
Instant Gallery
Presidents Challenge**

May 20
Noon – 3pm
Demonstration
Airbrush Turnings
John Armstrong
5757 N Central Ave,
Phoenix, AZ

Hints for website

Thousands of pictures in the Photo gallery to inspire you on your woodturning adventures!





Search by member name

Arizona Woodturners Association Photo Gallery

Menu

- Quick search
- Tags (0)
- Search
- About
- Notification

Home

 <p>2023 152 photos in 3 sub-albums</p> <p>Vince Schmecker Bismarck March 2023</p>	 <p>2022 416 photos in 11 sub-albums</p> <p>Craig Cook Bismarck January 2022</p>
 <p>2021 374 photos in 11 sub-albums</p> <p>David Simey Bismarck March 2021</p>	 <p>2020 50 photos in 1 sub-album</p> <p>Richard Holden 1st Wood</p>

What would you like to see on the website?

A NOTE from the Editor ...

Hello from Michigan –

It's cold and rainy here today. But it was beautiful blue skies and sunshine for Dick's dad's graveside service on Wednesday. It is so hard to lose a parent, but Dick got here before he passed away and that was good. We will head home soon, and then come back to Michigan in July for his Dad's Celebration of Life at Kalamazoo Speedway and spend a few months here.

Hopefully everyone knows to head to the new location for the May 20 meeting. We plan to do Zoom at the May meeting. It will be the first time trying out the new location's internet, please let us know how it looks on your end. New location address: 5757 N Central Ave, Phoenix, AZ. Remember, they also have a Farmers Market that runs 7am to 11am before our meeting.

Dick has been busy creating "art" on 11" maple rounds – he is enjoying making some new offset creations – pictured to the right. He also likes making the "Trumkreisel" – which is a fun spinning top on top of a base. He is excited to teach a class on making the Trumkreisels at the KLC on May 25th. Here is a [video link to see one spin](#).



He is ready to get back to Arizona and his shop, even with the heat!

Congratulations to the new AWA Board. Be sure to talk to them, tell them your ideas, what you are thinking and how you would like to be active or volunteer with AWA. It's always exciting to get new ideas – so be sure to share!

The Program Committee is in the process of scheduling 2024 – would you like to do a demonstration? Do you have a favorite demonstrator? Let us know (email me, I'm on the Program committee)!

Questions? [Email me!](#)

Pat Jones
AWA Webmaster, Newsletter editor

**Send us an article,
review and/or pictures
of projects!**

Newsletter editors

Pat & Dick Jones -

webmaster@AZwoodturners.org

**AWA Demo/Meeting
May 20, 2023**

Noon to 3pm
Phoenix, AZ
& Zoom

5757 N Central Ave,
Phoenix, AZ 85012

Instant Gallery – April 22, 2023

Richard January / Richard Slosky



Andy Pulsipher
Redwood
April 2023

Andy Pulsipher



Chip Haupt
Sissoo
April 2023

Chip Haupt



Craig Colin
Ironwood
April 2023

Craig Colin



Dennis Cameron
Sissoo
April 2023

Dennis Cameron



Ed Morabito
Cedar
April 2023

Ed Morabito



Ed Morabito
Cedar
April 2023

Ed Morabito



George Stonebraker
Box Elder
April 2023

George Stonebraker



Greg Murphy
Ficus
April 2023

Greg Murphy



Greg Murphy
Ficus
April 2023

Greg Murphy



Greg Murphy
Ficus
April 2023

Greg Murphy



Greg Musphy
Ficus
April 2023

Greg Murphy



Joshua Anderson
Ash
April 2023

Joshua Anderson



Ken Waller
Sissoo
April 2023

Ken Waller



Ken Waller
Sissoo
April 202

Ken Waller



Ken Waller
Sissoo
April 202

Ken Waller




Matthew Clarke
Orchid
April 2023

Matthew Clarke



Matthew Clarke
Orchid
April 2023

Matthew Clarke



Matthew Clarke
Sissoo
April 2023

Matthew Clarke



Randy Lane
Cedar
April 2023

Randy Lane



Randy Lane
Bubinga, Maple
Walnut Base
April 2023

Randy Lane



Richard January
Black Ash Burl
April 2023

Richard January



Richard January
Mesquite
April 2023

Richard January




Richard January
Olive
April 2023

Richard January



Richard January
Mesquite
April 2023

Richard January



Richard Slosky
Sissoo
April 2023

Richard Slosky



Richard Slosky
Redwood
April 2023

Richard Slosky



Richard Slosky
Sissoo
April 2023

Richard Slosky



Terry Richmond
Olive
April 2023

Terry Richmond



Terry Richmond
Olive
April 2023

Terry Richmond



Terry Richmond
Olive
April 2023

Terry Richmond



Terry Richmond
Olive
April 2023

Terry Richmond



Terry Richmond
Olive
April 2023

Terry Richmond

President's Challenge – April 22, 2023 Decorated Bowl

Richard January / Richard Slosky



Dennis Cameron



Dennis Cameron



Ken Waller



Peter Beschenbossel



Richard January



Richard Slosky



Rob Carleton