



Arizona Woodturners Association

Chapter of American Association of Woodturners

Newsletter
February 2023

INSIDE THIS ISSUE:

Monthly

Next Demo	1, 8-11
President's Message	2
Last Meeting	3, 17
Kundrat Learning	4, 5
Events/Festivals.....	5
Humor.....	7
Women in Turning ...	6
Monthly demos	7
Projects/Tips	12
Volunteer Opportunity...	13
Shop Talk.....	13
AAW	16, 17
Safety	18
Free Money	21
Editor's Note	26

APPENDIX:

Instant Gallery/President's Challenge
Turners Warehouse Flyer
Turning Station - AAW reprint

PLUS

Desert Woodcarvers ...	14
Woodcraft Winners	15
Turners Warehouse ...	19, 20
New Website	22, 23
Need Wood?	25

Next Demonstration

February 18, 2023

Pay event

Nick Agar – Viking Bowl

9am to 4pm

Members: \$30

Non-Members: \$35

At the door: \$40 (unless sold out)


Lunch included

No Zoom available

LOCATION: SUN CITY WEST FOUNDATION

Address: 14465 W R H Johnson Blvd, Sun City West, AZ 85375

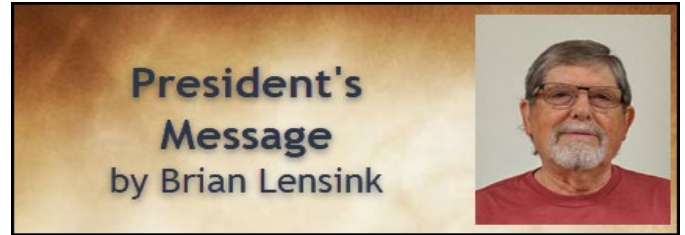
[CLICK TO SIGN UP](#)



Nick Agar is a world-renowned, award-winning, sculptural woodworking artist. He has a well-earned reputation for producing highly individual, beautifully crafted works of art. Nick is from Ireland but now lives in Georgia and has been turning for over 30 years.

Hello AWA Members,

We had a great turnout for our January meeting. Seventy-two (72) members were there in person and there was another 16 members on Zoom. It was so nice to see so many of our members attending. We also hit a new high in overall members with 250. Looks like wood turning is gaining steam and more people are interested in taking up or growing their skills in this wonderful pastime.



At our meeting in January J. Paul Fennell provided a tremendous amount of information on adding texture to your work. He has stretched this area of woodturning over his career, and it is so helpful that he is willing to share his accumulated knowledge with us. I hope this will stimulate some of you to give some of these techniques a try and therefore add some additional dimension to the pieces that show up in the instant gallery over the next several months. To further encourage you to give texturing a try I am adding "tactile pieces" as the July Presidents Challenge.

We also had a large number of turnings on display in the instant gallery. The table was full of excellent work, and I observed many people looking, asking questions, and hopefully getting new ideas for their own turning. That is exactly what the instant gallery is intended to foster, recognition of members' work and a stimulation of ideas that others can try. Remember, if you put a piece of your work on the table you get a ticket to possibly win \$25.00 in the instant gallery drawing. How can you go wrong? Bring your work to the next meeting, share your skills, and maybe even take home an extra \$25.00.

Besides the member recommendation to review the previous month's meeting in the president's message, several other ideas were provided. One was providing a "how to" overview on some aspect of wood turning. Another was to recap different art fairs and shows that are coming up so members could participate or attend. I will work to add these suggestions.

There are still a couple of openings for the hands-on session with Nick Agar. He is an excellent instructor, and you will surely add to your skills. I urge you take advantage of this opportunity and sign up today. By the way, not only will you benefit but the club will also be able to break even financially on the sponsorship of this event.

I hope we can have an even larger attendance at the February 18th all-day demo. We have limited the number of attendees, be sure to sign-up early. **Remember, this is an all-day "pay event" demonstration, 9am to 4pm (lunch included), and will be in the west valley at the Sun City West Foundation located at 14465 R H Johnson Blvd Sun City West, Arizona 85375.**

Hope to see you all in February!

[Brian Lensink](#),
President AWA

See you Feb 18th in Sun City West.

Last Meeting notes:

Video available on AWA website.

January 21st – AWA Meeting - J Paul Fennell

J Paul spoke to tactile pieces - embellishments on a piece that cause a reaction to the beholder other than just visual.



Kundrat Learning Center News



“SKILL BUILDING”

Skill Building offering is a progressive series of six sessions, meeting twice a month—the 2nd and 4th Saturdays of each month, from 9 am to 12 pm. The focus of the program is to assist new/beginning turners with developing the fundamental knowledge and skills necessary for safe and enjoyable woodturning.

We have two sessions of the January to March Skill Building program in the books and, once again, a great class of new turners are joining the ranks of enthusiasts. To date, they have learned the ins and outs of the woodturning lathe, been introduced to the various methods of mounting their work to the lathe and the wide variety of turning tools, guaranteed to eat up your budget. We’ve also covered tool sharpening and shop safety. For the next two months, the attendees will learn to turn spindles with beads and coves, and produce their first (and hopefully not last) bowl.

“Skill Building” January to March sessions are full.

Here are the details for April to June offering and we are **taking names for a waiting list.**

- **Location: Kundrat Learning Center (KLC) 545 W Ivanhoe Ct, Gilbert, AZ 85233**
- **Cost:** \$30 materials fee to cover the cost associated with all 6 sessions. Payable at the first session (cash or check only, please).
 - **We only have capacity for 6 students and spots went quickly.** Contact John Brower at jsbrower@cox.net if you would like to be added to the waiting list. Please include a short explanation of your turning experience in your email. Include whether you have a lathe, turning tools, and a face shield. Specific class requirements will be provided to enrollees, prior to the 1st session.

➤ **Dates and topics are as follows.**

April 8th—Shop Safety, Introduction to the Lathe, Lathe Operations, Lathe Accessories, Lathe Maintenance, Turning Tools, and Tool Sharpening.

April 22nd— Introduction to Spindle Turning (beginning with beads and coves).

May 13th— Spindle Turning (continued)—Project will be how to make a pen without using a pen kit.

May 27th— Spindle Turning (continued)—how to do a “push cut.” Project will be turning a top.

June 10th— Introduction to Bowl Turning. We’ll address wood selection, grain orientation, and blank preparation. We’ll also address how to secure the bowl blank to the lathe.

June 24th-- Bowl Turning (continued). We’ll finish the bowls begun in the previous session and address sanding and finishing.

(Kundrat Learning Center continued)

“Turn and Talk”— your Skill Building team will be offering opportunities, on the 2nd Saturday of the month, from 1-3 pm, for those who want to address specific questions about turning or who have an on-going project and need a little more help.

Our first session of Turn and Talk went great. We had 4 attendees and covered a lot of ground, primarily focused on refining the participants bowl turning skills.

Our next session will be on February 11th, from 1 – 3 pm, and we have 2 slots available.

Here are the details.

- **When:** The 2nd Saturday of each month, from 1-3 pm.
- **Who can attend:** Anyone with an interest in improving their turning knowledge or skill (focus is on the beginning to intermediate turner).
- **Location:** Kundrat Learning Center (KLC) 545 W Ivanhoe Ct, Gilbert, AZ 85233
- **Cost:** \$0, but a \$5 donation/session will be appreciated.
- **We currently only have capacity for 6 turners per session, so sign up early.** (Note: these will be individual sessions and do not require a commitment to come to each one. We only ask that you let John Brower know if you will be coming and what you want to discuss or work on, so we can make sure we don't over tax the KLC and that we will have the right expertise in attendance to address your questions.

Contact John Brower at jsbrower@cox.net to sign-up.

Want to teach a class or have a class idea? Let us know at KLC@azwoodturners.org

Your KLC Committee

Check out where our members are selling their work! Tell family and friends to support them at these different events.



<i>Month</i>	<i>Day</i>	<i>Location</i>	<i>AWA member showing work</i>
February	3-5	Waterfront Scottsdale Fine Art and Wine Festival.	Don Mitchell

Contact Don Mitchell to add your show to the monthly calendar.



Women in Turning is a committee within the American Association of Woodturners organization. The AWA chapter of WIT meets monthly at the KLC, as noted in the AWA Calendar.

WIT took time in the January meeting to plan their monthly meeting activities for 2023. In February, Ken Waller will be demonstrating finishing techniques. We are looking forward to an informative meeting and are hoping for a good turnout! WIT meets at the KLC the second Wednesday of each month at 5:30PM.

Contact: Kellie Gilligan

Save the Date!

Announcement from American Association of Woodturners: WIT Presents: 2023 Virtual WIT eXchange Presentation of Projects

Saturday, April 29, 2023
3:00 p.m. Eastern Time

Registration opens April 15th!

Please join us as we showcase the creativity, and skills, shared, learned, and used by these makers for this collaboration. **WIT Presents the 2023 Virtual WIT eXchange final projects on April 29th at 3pm EDT.** This is a virtual art show that includes a rare look behind the scenes at the creative process. Each team documented, then condensed their journey into lively, thoughtful, creative, sometimes humorous, and always entertaining 5-minute presentations.


ALL WIT Presents events are **FREE** and open to **EVERYONE**. However, you must register to attend. **Registration opens April 15th.**

[WIT Exchange 2018 video](#)



Studies confirm that laughter lowers blood pressure and releases beta-endorphins, a chemical in the brain that creates a sense of joy.

Thank you to Jim Meizelis for supplying some humor for the AWA Newsletter.



© 1981 FairWorks, Inc. All rights reserved.

AWA Monthly Demonstrations for 2023

Changes noted on AWA website

Date	Demonstrator*	Topic	President's Challenge
February 18	Nick Agar - Professional Turner - all day demo	Viking Bowl	No Challenge during all day demo.
March 18	Charlie Fuentes	Segmented Bangles	Tool Handle
April 15	John Armstrong	Airbrush Turnings	Decorated Bowl
May 20	Ed Morabito	Twisted Goblet	One tool turning – No sanding, no finish
June 17	Dick Jones	Trumkreisel	Some type of toy
July 15	Alan Stratton	Christmas in July	Tactile piece

February 18 – all day demo Nick Agar



[Nick Agar](#) is a world-renowned, award-winning, sculptural woodworking artist. He has a well-earned reputation for producing highly individual, beautifully crafted works of art.

Nick has been working in his medium for more than 30 years. In addition to regularly exhibiting and appearing as a judge at international conferences, he is in constant demand from collectors who want to commission his work around the world.

Limited to 100 attendees – reduced price online. If it is not sold out – at the door price is more.



The all day demo on February 18th will be in Sun City West.

*Always subject to change for emergencies.

Hands-on classes noted below.

Class and all-day demo links below and on the AWA website.



[Click to sign up](#) for the all-day Nick Agar demo!
Limited to 100 attendees.

The all-day demo will be at the Sun City West Foundation building
Address: 14465 W R H Johnson Blvd, Sun City West, AZ 85375

February 18, 2023

9am to 4pm (lunch included) doors open 8:30am

Coffee/donuts 8:30-10:30am

Lunch – Noon

AWA Members: \$30.00

Non-members: \$35.00

At the Door \$40.00 (if available)

Ticket sales online cut-off February 15th.

Tickets will only be available at the door if the event is not sold out



Nick Agar will be teaching 3 classes after his all-day demo

Viking Bowl – 2-day class – Feb 19, 20


Class is full. If you are interested in this class, please get on the waiting list through the [AWA treasurer](#). Many times, there is a cancellation.



Bronze Bowl Class – 1 day class – February 21, 2023

Class is full – signup to be on the “wait list”

[Click to sign up
for one-day class](#)



What is the Bronze Bowl class all about?

We will use texture tools, micro motors, Pyrography, punches and found objects to decorate and embellish the surface of our bowl.

After adding colored wood dye to the surface and rim, we will add Verdigris followed by gold and bronze Chroma- Gilt to finish and give the project this wonderful, aged look.

This is not the reactive paint but another less messy and instant effect.

We can use Maple for the bowl form but other close-grained woods like cherry also work fine as they take a texture and surface burn well.

Students will learn bowl gouge techniques, sharpening, useful grinds. Texture and color enhancement.

Shape and form.

Work holding.

Push pull and shear cuts with the fingernail grind.

Safety.

to

Vase Class – one day - February 22, 2023 (2 spots open)



[Click to sign up for one-day class](#)

What is the Vase Class all about?

“A project that paid my rent for over a decade!”

This vase type of form lends itself to good spindle practice at the lathe.

8" x 3" thick spindle stock (wood supplied).

The Top part of the form is an inverted cone like a trumpet. The body like a heart or apple and the stem of a wine glass all together to make a pleasing shape.

We will drill a hole but not do any actual hollowing work in the class due to time restrictions but will of course discuss the potential, plus possibly adding glass or plastic vials that take water etc.

We will learn bead and cove cuts as well as some planning with the skew and bowl gouge.

Decorative areas may be added by choice of each student to the body of the vase by texture tools, airbrush or whatever is available.

The 3/8"-1/2" spindle gouge, skew, parting tool and 1/2" fingernail profiled bowl gouge will all be put to good use, sharpening advice, work holding, reverse turning and safety all covered.





[Woodturning An Epoxy Resin and Scrap Wood Bowl - Directions](#)



Egg crate foam tool holder Due to damage to my neck and spine, I use foam egg crate-style cushions to sit on. These wear out after a while and are perfect for repurposing. My condition makes me a bit clumsy, so I'm always looking for ways to improve efficiency at the lathe. To help keep my turning tools stay where I put them, I recycled the egg crate foam from my seat cushion to make a tool holder.

I made a wood cleat to fit between the bed ways of my lathe and attached the cleat to a scrap of plywood. Then I glued a section of the foam egg crate to the plywood. The tool holder stays put on the lathe bed and holds tools perfectly.

—Bill Straff, Florida

These tips are from the AAW Tips & Tricks for Woodturner – link below

Air hose hanger

I often use compressed air while turning and naturally wanted to have the hose and blow gun within reach, yet stored safely out of the way. I decided to mount a magnetic cup hook to the headstock of my lathe and hang the blow gun from it. I found that the hook had a rather weak, rubberized magnet that would not support the weight of the blow gun and hose, so I glued an additional rare earth magnet in the cup hook base. My air gun is now always within easy reach. —John Tarpley, Tennessee



- Workholding
- Tool Storage & Organization
- Tool Making & Sharpening
- Sanding & Finishing
- Project Tips
- Lathe Fixtures & Accessories
- Other Great Ideas!



[Link to purchase – Tips & Tricks](#)

[Discount for AAW members](#)

If you are interested in learning more about woodturning – if you are a beginner or advanced – check out Shop Talk!

2nd Tuesday of the month – Shop Talk Live on Zoom.


February 14th - 7pm

A Zoom invite to AWA members will go out by February 13th for the Shop Talk.

Host: Jim Meizelis

Topic: Odd, unusual fun projects to put smiles on faces

Show N Tell – show us your latest projects



Volunteer Opportunities 2023

The following events are planned.

Woodworkers Source, Tempe, the first Saturday of each month, through May. There will be 2 sessions, 9:30 AM till Noon and Noon to 3:30 PM. The lathe there is a Jet mini lathe. The only other equipment there are a drive center and a live center. Turners will need to bring tools, a chuck, if needed, and items to turn. We normally schedule 2 turners for each session.



Desert Wood Carving Show and Sale, Mesa Convention Center, Saturday, February 25 and Sunday, February 26. There will be 2 sessions each day, Saturday 9:00 AM to 12:30 PM, and 12:30 PM to 4:00 PM; Sunday 10:00 AM till 1:00 PM, and 1:00 PM till 4:00 PM. We will use the Club lathe and toolbox. We will schedule 2 turners for each session. Turners are encouraged to display their work.



Pinal County Fair – March 16-19th – Casa Grande, AZ. Noon to 7pm demonstrating. (Same week-end as our March AWA meeting/demo)

If you are interested in participating in any of these events, please email me. [Richard G. January](mailto:Richard.G.January)

THANK YOU TO THOSE WHO VOLUNTEERED AT THE WOODCRAFT 13TH ANNUAL EXPO!



Desert Woodcarving Show & Sale

Open to the Public and All Carvers, Fine Woodworkers and Wood Turners

A Judged Wood Sculpture Competition

Mesa Centennial Hall

201 N. Center St. Mesa AZ (SE Corner University Dr & Center St.)



32th Annual 2023 Desert Woodcarving & Fine Woodworking Show February 25 and 26 2023

The Desert Woodcarving Show and Sale is a judged wood carving and wood sculpture including fine woodworking and carvings other than wood. It is open to all participants and to the general public.

The 2023 Desert Woodcarving Show & Sale will be held in **February 25 and 26 2023**.

It is open to all levels of participation from beginners to professionals, as well as open to the general public. Many participants have their work for sale and we have a number of Vendors selling tools and carving supplies.

Adult admission Fee is \$10 for the weekend, Parking is free.

Saturday Hours 9:00 AM to 4:00 PM Sunday Hours 10:00 AM to 4:00 PM



Arizona Woodturners Association (AWA) will be here demonstrating on Saturday and Sunday! Stop by and check it out! A great way to support fellow woodworkers!

Woodcraft 13th Annual Woodworking Expo in Chandler

January 28, 2023

Congratulations: Michael Root

Won 2nd place. Michael says –
“This mesquite bowl was amazing to make.”




Congratulations: Rich Slosky

Won 3rd place.






Teaching the World to Turn
woodturner.org




2023 AAW Symposium in Louisville, KY
 Kentucky Exposition Center
 June 1 - 4, 2023
 More info coming soon!

Get ready for
Louisville
in 2023!



Live Online Event

Emma Cook
The Tiny Turner
January 21, 2023
2 p.m. Eastern Time



What is
woodturning?

Going to 2023 AAW Symposium in June?

Chapter Group Discount
 Back by popular demand with an even better discount! Register with your local chapter and receive a \$40 discount. Chapters that bulk register 10 or more AAW members receive a special discount rate of \$315 per member. Registration must be coordinated through a Chapter representative and be paid with check (not credit card).

Do we have enough going to get a discount? Email [webmaster](mailto:webmaster@woodturner.org).



J Paul Fennell featured in the American Woodturner February edition!
 Have you seen it?

Do you get these emails from AAW? If you are an AAW member you receive these emails frequently. On January 26th there was an article on Dean Humphrey, AWA member's shop. This was a reprint from an earlier edition in the American Woodturners magazine.

Check it out in the Appendix!



What makes a successful workshop?

Creating an efficient workspace allows your creativity the room to run free--you will work better with an organized, safe space with room to move. Take a look at this week's toolbox picks to learn more about how to make the best of your workspace. *Full article on Dean Humphrey's shop is attached with permission from the AAW.*



Jan 21 Meeting Above: **Instant Gallery** – members show their work, monthly \$25 raffle. Below: **President's Challenge**, Lidded Box. Each month entry into year-end raffle of \$150 prize.



Taken from Facebook from Turners Warehouse, Gilbert, AZ

A good outcome when no one is hurt.




Today we bring you a cautionary tale... about ALWAYS having your hair up in the shop, even if you are not the one turning.. even if you are watching, or happen to be the videographer/photographer.

The hand wheel caught some hair while moving around for a good video angle... and now we are thinking about turners warehouse scrunchies 🤔🤔

Everyone is fine (and grateful cause it could have been much worse)

Please always be safe out there!!



Safety Rules

- Safety glasses are required. Face shield is recommended. Respirator may be required.
- Don't wear loose clothing or gloves keep long hair tied back. Roll up long sleeves. These items will get caught in bit or spindle.
- Never adjust lathe or setup while lathe is running. **This includes tool rest.**
- Always follow 4 inch rule. Keep hands away from stock while lathe is on.



Something new is happening! Open House Feb 17-18

1528 W San Pedro St, #7, Gilbert, AZ

Thank you to Turners Warehouse for their donations to our December raffles!!

They had an opportunity to expand, and they grabbed it! Their store is in the same spot, although if you haven't been there recently you will see lots of changes, improvements and additions! Be sure to check it out.

"Planning an Open House in February to show off our new space and changes to the retail store. As part of the open house, we have some friends coming in from out of town to share their knowledge with the community through some demos and livestreams!"

Parking limited during OPEN HOUSE – park on the road – San Pedro.



TURNERS WAREHOUSE OPEN HOUSE SCHEDULE OF EVENTS

FRIDAY FEB 17TH

11:30AM

JIM HINZE

MULTI-START THREADING ON THE METAL LATHE

1:30PM

CHAD SCHIMMEL

PEN TURNING AND INLAY APPLICATIONS WITH UV RESIN

3:00PM

BOB REYNOLDS

EPOXY RESIN FOR CHARCUTERIE AND BEYOND

4:30PM

ASK THE EXPERT PANEL Q AND A

TOPIC: BUILDING YOUR WOODTURNING BUSINESS- LESSONS LEARNED

SATURDAY FEB 18TH

11:00AM

JIM HINZE

"BESPOKE/KITLESS PENS 101"

12:30PM

CURTIS SEEBECK

THE SCIENCE AND ART OF STABILIZING AND DYEING WOOD

2:00PM

ELYCE LONGAZELLE

COLOR CHAOS- MAKING THE MOST OF COLOR MIXING IN RESIN CASTING

3:30PM

ZAC HIGGINS

WORKING WITH MIXED MATERIALS- AVOIDING CATASTROPHE

ALL DEMOS WILL TAKE PLACE AT TURNERS WAREHOUSE GILBERT LOCATION.

THERE ARE SEVERAL OFFERINGS FOR PRIVATE CLASSES WITH BOTH JIM HINZE AND ZAC HIGGINS FOR A FEE- IF INTERESTED

CONTACT AMY@TURNERSWAREHOUSE.COM VIA EMAIL

IMPORTANT NOTE ABOUT PARKING - SPACE IS LIMITED, PLEASE PARK ALONG THE SAN PEDRO (THE MAIN ROAD)

FOR GENERAL INQUIRES PLEASE CONTACT AMY VIA EMAIL AT AMY@TURNERSWAREHOUSE.COM

More info in appendix.



**I love these new “decals” at
Turners Warehouse!**

Expanded square footage!

Turners Warehouse

**1528 W San Pedro St #7,
Gilbert, AZ 85233**



**Additional space, classroom and
more equipment!**

“FREE MONEY” for AWA Corner:

Frys Community Rewards:



1. Go to: <https://www.frysfood.com/account/communityrewards>
2. Login or create an account
3. Click On: "My Account" Then scroll down and Click On: "Community Rewards"
4. Click On: "Change Organization"
5. Search by name or organization #: "VD448"
6. Click On: Enroll



Amazon Smiles:

1. Go to: smile.amazon.com and login to your existing Amazon account or create a new one using your preferred email address.
2. Once logged in, scroll down and type "Arizona Woodturners Association" in the search box
3. Click On: 'Select'
4. Check the box acknowledging that you must visit smile.amazon.com each time you shop in order to support the Arizona Woodturners Association
5. Click On: 'Start Shopping'



Your current charity

Arizona Woodturners Association
has received

\$744.36

as of November 2022

PayPal:

1. Go to: <https://www.paypal.com/us/home> and login to your existing PayPal account or create a new one.
2. Click On: MypayPal **OR** go to Dashboard and then bottom right to pick charity
3. Scroll down and select: "Set Your Favorite Charity"
4. Search for: Arizona Woodturners Association
5. Click On: Arizona Woodturners Association
6. Click On: "Set as Favorite Charity"
7. To donate directly go to: <https://www.paypal.com/US/fundraiser/charity/1906920>



Any questions – contact [Rich Slosky, AWA Treasurer](#)

New Website is here

www.ArizonaWoodturners.org

the old link www.AZWoodturners.org links to the same site

AWA

Home Members Only Log-in/out Non-Member Options Contact Us

Arizona Woodturners Association

PLAN A VISIT

The Arizona Woodturners Association (AWA) in Phoenix, Arizona is a proud chapter of the [American Association of Woodturners \(AAW\)](#). We are dedicated to training, preserving and inspiring the art of woodturning. We are excited about the revival interest in woodturning. People's imaginations have shown the world that turning is a true and pure form of art. This organization is busy! All ages both men and women are actively having fun with woodturning!

AWA Member Sign in

Next Meeting:
February 18
Pay event
Nick Agar Professional Turner
9am to 4pm
Sun City West Foundation
[More info here](#)

AWA Renew here Join AWA Today Nick Agar signup

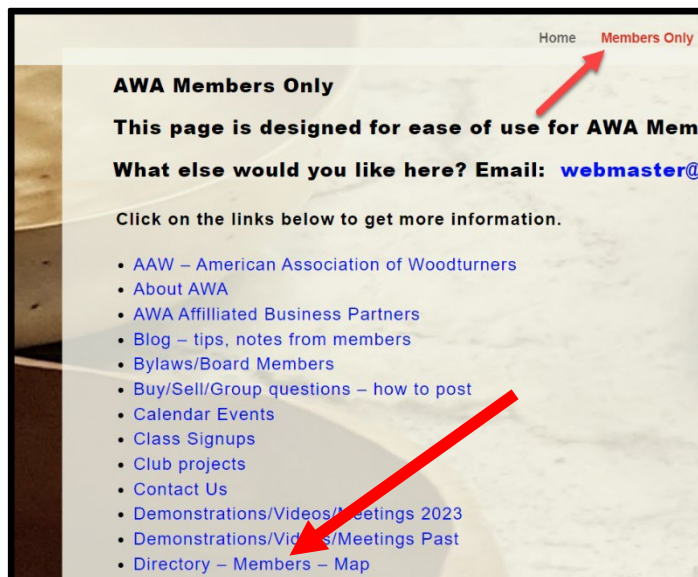
NEED TO RENEW your membership? Click on “renew” and complete the “new registration form” including a username, password, email, etc, click on “renew single” or “renew family” – submit and pay. You will receive an activation email and receipt for your payment. As an AWA member you will be able to access the complete website/member benefits.

New AWA Website

How do I find out a member's phone number or email?

- Members Only section
- Click directory – Members

This list and map only include members who have agreed to share their information when they enroll as an AWA member.



Membership Directory

Those members who agree to share their information are listed in this directory.

AWA Membership Map and Membership Directory

Also for your info:

- [January DIRECTORY 2022/23](#)- AWA Winter addresses PDF FILE (those who agreed to share information) Directory will be trimmed to 2023 members only at the end of January.

The AWA Membership Map and AWA Membership Directory are available for members only.

Only includes members who gave permission to share their info.



Membership Map

Those AWA members who agreed to share their information are shown on this map.

This map is hosted on a separate website. The remote website opens to the map.

You can also scroll down past the map to view the Member Directory. Or use search option at top to find names. Or use PDF Member List option available to the left.

(If you are using a phone, this gets a little trickier. Click on the 3 dots in the upper right corner, click Desktop Site. This will give you the option of the addresses at the bottom and the Search field at the top.) Forewarning the directory can be tricky to find on your phone, you need to be in desktop mode on your phone for it to work.

[Click here](#) to open a new window to the Membership Map and Membership Directory - US winter addresses

Map will be updated the end of January with the 2023 members.

What would you like to see on the website? Someone suggested a “new member” link. Which is a great idea. I will add new members as they arrive. They will be moved to the member directory for the next month.

Nick Agar Class Wood

In our recent quick driving trip to Michigan – we were able to get a deal on soft maple for the Nick Agar demos and classes! Dick had left some maple, walnut behind last summer, so we picked that up, too. Nothing like a pickup full of wood to make a woodturner (my husband) happy! ***A huge thank you to Mike Mitchell for cutting up and making the bowl/spindle blanks for the demo and classes.***

Pat Jones



Thank you, Mike,
for cutting up!!

Need Wood? (Of Course, You Do)

Ken Waller

Chequest Millworks in Peoria is a veteran-owned sawmill specializing in Mesquite Indian Rosewood (Sissoo) and Acacia live-edge slabs. They are, in fact, urban harvesters: saving downed trees from being sent to the land fill.

Todd Langford, the owner, is willing to have a 'Woodturners' Day' at his yard where not only would he have previously-milled turning blanks of Acacia, Sissoo and Mesquite, but also, he would mill logs while we are there.

A poll of AWA members at the January meeting showed a strong interest in proceeding and I have communicated with Todd, and asked that the event be held on Saturday, March 11th. More details will be provided as they are known.

This will be an opportunity to get some beautiful wood at very reasonable prices.



Above are just some of the logs of Acacia, Mesquite and Sissoo at Chequest Millworks



On display: Acacia, Eucalyptus, Mesquite, Ash & Indian Rosewood

A NOTE from the Editor ...

Hello –

Wow – what a crazy busy month. We drove to Michigan to see family and to pick up wood Dick had left there this summer. While there we also picked up the maple wood for the Nick Agar classes in 6' lengths. Mike Mitchell was kind enough to cut and make it in to round blanks for the classes. We are heading to WA this week for our grandson's birthday. Between trips we got sinus infections and bronchitis – so Mike's help to cut wood for classes is a true blessing. This club has amazing folks who help and work together!

Nick Agar classes are filling up, as of this writing there are two openings in the vase class. It's important to get on the wait list, if you are interested in a class, you never know when someone might get sick or can't make a class.

The February 18th Nick Agar demonstration will be in Sun City West. Dick and I went and toured the location, hospitality has been great, looking forward to an amazing demonstration on the West side!

Sad to hear that Amazon is stopping their Amazon Smiles program on February 20th. Keep buying on there until then! Every "free money" penny we can get is great!

I struggled with the new AWA website on the backend, and setting it up, but I think it will work well for our club for a while. I would love to have your input on adding new items. I have already had some input that I will be adding – which is exciting. For a few months I will highlight items from the website in the newsletter.

Although Turners Warehouse's big event is on the same week-end as Nick Agar's demo – be sure to stop in there on Friday, if you can! They have quite the lineup. More info in appendix.

If you are out demonstrating for AWA, please do take pictures and send my way for the newsletter and website!

Questions? [Email me!](#)

Pat Jones
AWA Webmaster, Newsletter editor

**Send us an article,
review and/or pictures
of projects!**

Newsletter editors

Pat & Dick Jones -

webmaster@AZwoodturners.org

**AWA Demo/Meeting
February 18, 2023**

Nick Agar

9am to 4pm

Sun City West Foundation

Pay event

Instant Gallery – January 21, 2023

Richard January / Richard Slosky



Andy Pulsipher
White Oak
January 2023

Andy Pulsipher
White Oak



Ben Nuccio
January 2023

Ben Nuccio



Beth Purdy
January 2023

Beth Purdy



Beth Purdy
January 202

Beth Purdy



Beth Purdy
January 202

Beth Purdy



Beth Purdy
January 202

Beth Purdy



Brian Lensink
Ash
January 2023

Brian Lensink
Ash



Brian Lensink
Maple
January 2023

Brian Lensink
Maple



Chip Haupt
Sassafras,
Stone Metal
January 2023

Chip Haupt
Sassafras, Stone, & Metal



Danny Scoccia
Maple, Wenge and Cumaru
January 2023

Danny Scoccia
Maple, Wenge, & Cumaru



Dennis Cameron
Walnut
January 2023

Dennis Cameron
Walnut



Dennis Cameron
Mesquite
January 2023

Dennis Cameron
Mesquite



Gregory Campbell
Chinese Pistache
and Turquoise
January 2023

Gregory Campbell
Chinese Pistache &
Turquoise



Gregory Campbell
Mesquite and
Turquoise
January 2023

Gregory Campbell
Mesquite & Turquoise



Gregory Campbell
Olive and Turquoise
January 2023

Gregory Campbell
Olive & Turquoise



Gregory Campbell
Olive and Turquoise
January 2023

Gregory Campbell
Olive & Turquoise



Gregory Campbell
Acacia and Turquoise
January 2023

Gregory Campbell
Acacia & Turquoise



Jim Meizelis
Maple
January 2023

Jim Meizelis
Maple



Jim Meizelis



Jim Meizelis
Maple



John Claus
Mesquite & Inlaid Inlay



Joshua Anderson
Mesquite



Ken Waller
Walnut



Ken Waller
Sissoo



Ken Waller
Willow Acacia



Larry Jurgens
Ash



Martin Nonhof
Ironwood



Martin Nonhof
Flaming Maple Burl
January 2023

Martin Nonhof
Flaming Maple Burl



Paul Wold
Willow Acacia
January 2023

Paul Wold
Willow Acacia



Randy Lane
Mesquite
January 2023

Randy Lane
Mesquite



Randy Stonebraker
Box Elder
January 2023

Randy Stonebraker
Box Elder



Richard Fairbourn
Brown Mallee
January 2023

Richard Fairbourn
Brown Mallee



Richard January
Ash
January 2023

Richard January
Ash



Richard January
Ash
January 2023

Richard January
Ash



Richard January
Sissoo
January 2023

Richard January
Sissoo




Richard January
Mesquite
January 2023

Richard January
Mesquite



Richard January
Ash and Sissoo
January 2023

Richard January
Ash & Sissoo



Rob Carleton
Bubinga
January 2023

Rob Carleton
Bubinga



Vince Sichmeller
Figured Maple
January 2023

Vince Sichmeller
Figured Maple




Vince Sichmeller
Wood
January 2023

Vince Sichmeller
Wood

President's Challenge – January 21, 2023 Lidded Box

Richard January / Richard Slosky



Andy Pulsipher
Maple Burl & Walnut



Beth Purdy
Sycamore & Fire Opal




Charlie Fuentes



Larry Jurgens



Paul Wold
Olive & Resin




Peter Beschenbossel
Walnut




Peter Beschenbossel
Walnut & Maple



Randy Lane
Oak



Randy Lane
Mesquite



President's Challenge - Lidded Box

Richard January
Ash
January 2023

Richard January
Ash



President's Challenge - Lidded Box

Richard January
Ash
January 2023

Richard January
Ash



President's Challenge - Lidded Box

Richard Slosky
Mesquite, Ash
and Walnut
January 2023

Richard Slosky
Mesquite, Ash, & Walnut



President's Challenge
- Lidded Box

Richard Slosky
Mesquite
January 2023


Richard Slosky
Mesquite



President's Challenge - Lidded Box

Rich Boden
Pecan
January 2023

Rich Boden
Pecan



President's Challenge - Lidded Box

Rich Boden
Acacia and Walnut
January 2023

Rich Boden
Acacia & Walnut



President's Challenge - Lidded Box

Rob Carleton
January 2023

Rob Carleton

Clean and Efficient Turning Station Dean Humphrey

I had several goals in mind when I designed my new lathe station. Since woodturning is one of the messiest tasks in a shop, I wanted to be able to clean the area quickly and limit blowing shavings and dust all over. Ergonomically, I needed a raised area to stand on while turning, and I wanted protection from the cold concrete floor in the winter. Lots of lighting was a must, as was having my tools and supplies within a few steps. Finally, I wanted to be able to safely and effectively teach woodturning at this lathe station.

From subfloor to lighting

I began by building a platform 2" (5cm) high around the lathe and installing 1"- (25mm-) thick foil-backed foam board over the concrete floor (*Photo 1*). Power cords are difficult to sweep around and are a tripping hazard, so I installed a chase in the subfloor for an air hose and 110v power.

To expedite clean up, I enclosed the base of the lathe with sheet goods, using screws in case I needed to gain access later. To prevent my lathe from "walking" when I turn larger pieces, I weighted the lathe with several concrete pavers prior to enclosing the lathe's undercarriage.



Organized accessories:
 1) Enclosed upper and lower cabinets,
 2) grinder/buffing station,
 3) tool board,
 4) sandpaper storage,
 5) steel lidded container for combustible rags,
 6) overhead ambient light,
 7) magnetic-base task light.

In the past, I used rubber mats to stand on, but I found the mats provided minimal protection from cold concrete, made sweeping difficult, and began to wear quickly. After attending a workshop by Eric Lofstrom, I decided soft footing would not work any longer and installed vinyl tile over the subfloor (*Photo 2*).

My shop has good natural lighting as well as several ceiling lights, but I also installed a station-specific fluorescent fixture above the lathe. This fixture has a wire cage covering the tubes to protect them. A magnetic-base task light provides more focused illumination.

My turning tools are hung on the wall conveniently behind the lathe

station. To the right of my lathe, I built a set of enclosed base and upper cabinets, using plastic laminate for a work surface. On the end of the cabinet unit, I mounted my grinder and buffer.

Great for teaching

With minimal clutter and distractions, my new lathe station works well for teaching new turners, too (*Photos 3, 4*)! ■

Dean Humphrey, a retired woodworking teacher, remains passionate about woodworking and woodturning. He lives in Prescott, Arizona, and is a member of the Prescott Area Wood Turners, Arizona Woodturners Association, and the AAW. Dean can be reached at dean.a.humphrey@gmail.com.

Multipurpose subfloor



1 Subfloor effectively lowers the lathe height and provides a hidden chase for wires and an air hose. Foil-backed insulation helps keep feet warm.



2 A vinyl tile top layer, with chamfered base molding around the lathe's legs, is easy to sweep.

Great for teaching



3 **4** Prescott Area Woodturners club member Travis Murphy turns a bowl for an Empty Bowls fundraiser.

TURNERS WAREHOUSE OPEN HOUSE

FEBRUARY 17-18TH

FEATURED PRESENTERS

JIM HINZE



Jim has been making pens for over 15 years and specializes in bespoke fountain pens. You may have even seen Hinze Pens featured in a recent issue of Pen World magazine. He loves to share his knowledge by demonstrating the basics as well as 1-1's for folks who want to go further. His demos at the open house will include "Bespoke Pens 101" on the wood lathe and "Multi-Start Threading" on the

ELYCE LONGAZELLE



You may know Elyce from her creative color mixes as the artist and caster at Starry Night Resins. She has been casting for 3+ years and has an impressive resume of cool collaborations and exclusives including work with Chicago Pen Company, Papier Plume, and Navahlur. Her demo will be on "Color Chaos- Making the Most of Color Mixing".

ZAC HIGGINS



Zac is the mad scientist at Resin Werks Studio. He has been creating and turning for 10+ years and specializes in resin casting for woodturning applications. He is known for working with mixed materials and has a robust following on YouTube where he does regular livestreams. His demo will be on "Working with Mixed Materials- Avoiding Catastrophe".

CURTIS SEEBECK



If you've turned stabilized wood or even stabilized your own "worthless wood" you have Curtis to thank. As the creator and innovator at TurnTex LLC he pioneered DIY stabilizing, is the creator of Cactus Juice, and continues to be a leader and innovator in the field of resin-casting and stabilizing. His demo will be "The Science and Art of Stabilizing and Dyeing Wood".

BOB REYNOLDS



Bob is an expert woodworker with 20+ years experience making high end furniture, specializing in river tables and everything to do with resin casting large scale. He is the owner of Unique Wood Supply and Design and his woodworks are featured in various high end eateries around the valley. His demo will be on "Epoxy Casting for Charcuterie and Beyond".

CHAD SCHIMMEL



Chad is the resident expert at Turners Warehouse and has been turning for 20+ years, specializing in all things pens. There is rarely a question that stumps him and he loves to share his knowledge and love of turning and resin casting with others. In addition to being the official open house MC, he will be doing a demo on "Pen Turning and Inlay Applications with UV resin".