

in this issue >>>

- President's message
- Jason Clark demo/classes
- Member spotlight
- Local Demo events



November
2019

AWA News



Website – Newsletter ...



NOVEMBER 16-19

Jason Clark – all day demo November 16th. Register [online for the all-day demo](#) – and get through the door quickly!

Nov 16 Demo cost: \$25 for members, \$35 for non-members

Jason Clark hands-on classes available for sign-up. Beginners class on Sunday is full – email to be added to wait list. Still openings for the Monday or Tuesday class on [“Saturn Bowl with Offset Ring”](#) – limit to 6 per day.

What would you like to see in the newsletter or website? Please let us know.

Thank you to those who contribute to the newsletter! It is appreciated!!!

Pat Jones,
AWA Webmaster/Newsletter
WWW.AZwoodturners.org
webmaster@azwoodturners.org

President's message... [Jim McCleary](#) at the fair

I want to start off this message by thanking Ken and Sue Knorthern for the awesome job they did organizing volunteers at the AZ State Fair this year. They both put in a lot of hours and a lot of hard work. I also want to thank the rest of the AWA members who volunteered at the AZ State Fair. We had so many people thanking us for being there and making all the tops for the kids. I also want to encourage some of the other members to come join us at our future events and find out how much fun it is to demo at these events.

November is here, so that means that we have our all-day demo on November 16 at the Pyle Center. It starts at 9 AM. Our demonstrator will be Jason Clark, one of our past Presidents, and an awesome woodturner and instructor. Be sure to check out to see if there are any classes left after the all-day demo.

Don't forget to start making those Christmas ornaments for our annual Christmas party and ornament exchange. For the new members, we have a Christmas party in December. It is a potluck dinner with the officers cooking the meat dishes. We also have a Christmas ornament exchange. Each member, who wants to, turns a Christmas ornament and brings it to the party (make sure it is wrapped). Everyone that brings in an ornament is

given a ticket. When your ticket is called, you get to pick out a wrapped ornament. It's a lot of fun. If you have not made a Christmas ornament, you can go to YouTube, and type in "how to turn a wooden Christmas ornament." We will also have a bunch of door prizes to give out. This event is free. Come join the fun.

This is our busy time of the year. This month on Nov. 9th we are demonstrating at Woodworkers Source and Rockler. We have the Woodcraft expo in January. In February we have another all-day demo and classes. Pinal county fair on March 20-24th, Maricopa county fair on April 15- 19. So, put one or all of these events on your calendar and come join us. Try it, you'll like it.


Well, that's all for now, turn safe, turn often and see you at the all-day demo on November 16, at 9 AM.

Jim



October Club Meeting

Thank you, Ed Pabst – “Chasing Threads”



October 2019

Thank you, woodturners!
24 boxes made (20 on display)

President's Challenge – Beads of Courage



Through this program children receive unique beads that represent procedures or treatments during a serious illness. For example, they might receive a red bead for each blood transfusion, a yellow bead for each night in the hospital, a star bead for surgery or a white bead for chemotherapy. Their collection of beads becomes a tangible record of their journey.

You can pick up a ceramic “Beads of Courage” bead to be inserted on the knob of your lid at the monthly meetings. Find out dimensions and more information on [our website](#).

You can make these all year long!!



(Pictured) AWA Member Dale Guilford and family who delivered “Beads of Courage” boxes to [the Ryan House in Phoenix](#).

The Ryan House gives families peace, comfort and support while their child goes thru unique life-limiting or an end-of-life journey.

Dale’s grandchildren decorated the boxes.

Monthly Meeting



What happens at meetings?

- AWA Member meeting
 - inform members of activities and happenings
- Live or remote demonstrations
- Instant Gallery (come view fellow woodworkers' woodturning display)
 - Members bring in woodturning to display for fun
 - Pictures are taken and put on the website photo gallery
- 50/50 raffle – Red Tickets (half the money goes to ticket winner - other half goes in the Shorty Fund)
 - Shorty fund money goes into woodturning education in the high schools
- Wood Raffle - lots of wood blanks raffled off monthly!
 - After the \$\$ 50/50 raffle - donated wood is raffled off
- President's Challenge Gallery -
 - most meetings have a "challenge" - listed on the website or newsletter
 - members bring in pieces for others to view for the challenge
 - each entry in the President's challenge receives a "blue raffle ticket" for end of year prize
 - special drawing for those who entered each challenge at the holiday party
- Show N Tell (limit to 6 speakers)
 - Members get time to tell about a turning they have brought in.
 - The type of wood, process (good and bad) and techniques used.

Shorty Fund

The club money received from the raffle is put in to the AWA "Shorty Fund" to be used towards education in the schools.

Although "Clarence "Shorty" Hart has now passed – his guidance and helping other turners made an impact.

The next time you buy a raffle ticket – remember this is to support education in schools through the "Shorty" fund.

Welcome new 2019 AWA Members!!!!

<u>Last name</u>	<u>First name</u>
Ascher	Robert
Bannick	Tom
Bassingthwaite	Eric
Bellamy	Peg
Brown	Don
Buck	Dan
Bulger	Kyran
Chatterton	Craig
Cherry	Robert
Chiavola	Deana
Colin	Craig
Delaney	Mike
DiPasquale	Leroy
Fuentes	Charlie
Gannon	Bobby
Humphrey	Dean
Johansen	Jack
Kelsey	Bill
Kundrat	Mickey
Linton	Jerry
Naff	Annette and Gregory
Neufeld	Lee
O'Brien	Larry
Olsen	Ken
Park	Michael
Pearson	Brian
Ramirez	Jessica
Riedl	James
Roberts	Craig
Rogers	Michael
Schiller	Frank
Scott	Cherie and Marc
Tanttila	Harvey
Troche	Vladimir
Turner	Fred
Van Etten	Fred
Warnke	Wally

AZ State Fair – thank you volunteers!



(although just a few pictured – a big thank you to everyone!)



Fun time demonstrating!



Current AWA Volunteer Board Members:

OFFICERS:

President: [Jim McCleary](#)
Vice President: Jeff Kustuch
Treasurer: David Slocum
Secretary: Richard Ivy

DIRECTORS:

Dale Guilford
Richard January
Brian Lensink
Brian Mason
Linda Peterson


APPOINTED:

Librarian: Pete Beschenbossel
Webmaster: [Pat Jones](#)

[2020 AWA Membership](#)
Form is online and ready for you to renew your membership!



Join the [American Association of Woodturners](#) (AAW) for more resources and videos.



Meet our members...

Each month we highlight one or more AWA members.

Richard Ivy – AWA secretary



He has missed woodturning this past year. Richard Ivy is a self-proclaimed Army brat, he moved this last year in to his 47th home and is getting close to having his new shop done. Richard has lots going on in his life --he's an architect, working on a dream to improve the Native American graduation rate, active in his church – just to mention a few. Although a busy guy, he is looking forward to talking to the wood and letting the wood talk to him as he creates something new on his lathe.

Richard had the love of wood instilled in him from a very early age. He can remember when he was 6 years old and his Dad created 4 chairs and a table out of some barrels. His Dad was always building something. Although Richard took his first turning class in Virginia many years ago, his turning has expanded and become one of his great relaxing hobbies in the last nine years.

“Free” is his favorite wood. We hear that answer a lot – but Richard even demonstrated it as we pulled up to his house. He was just coming home from a meeting and saw someone cutting a tree down – he stopped and they gave him four big pieces. He is trying to figure out what type of wood, not sure if it will turn well or if it will be firewood. He enjoys mesquite and African Sumac but any “free” wood is good.

Asking him what pushes him to his limits – his answer was quick – watching other turners. Watching what can be done and trying it himself, is a great accomplishment. Richard talks about how open and sharing woodturners are, nothing is a secret, turners want to share with other turners. He feels the education available through American Association of Woodturners is phenomenal. Each month at the AWA meetings he says is like “a place for free education”, between the instant gallery, the demonstrations, the sharing from other turners is invaluable. It just can't be beat.

Richard's advice to beginning turners? Learn your tools, don't cut too far and too fast, learn patience, and ask for help. There are lots of willing experienced woodturners who are glad to help out.

You can ask Richard about his biggest woodturning mistake – they both come from using a band saw and both involve his left “pinkie”, but we won't go in to that... Being careful around equipment is a high priority.

What has been his biggest challenge? He joked – wanting to always buy something new. I think every turner can identify with that challenge. Richard says he knows he doesn't “need” it but there is always some new tool. Which brought us to Lyle Jamieson's hollowing system. Even if he may not have Lyle's hollowing system (he saw him at SWAT & AWA), he says he learned and enjoyed the demos. A challenge as far as woodturning – that would be root balls. He also has some Jarrah Burl that he anticipates being an upcoming challenge.

Richard is in his words a “nuts & bolts” architect and not the artistic type design architect. His “nuts & bolts” life has him enjoying woodturning. Teaching and turning with his grandson, Andrew, is a highlight in his life. Although Richard has lots going on in his life -- wondering where his architectural talents and desire to help Native Americans graduate will lead him – he keeps moving forward. He knows that soon his shop will be done (maybe by the time this goes to print). He's looking forward to the woodturning and he will just let the wood talk to him.





Fall Woodworking Contest + Show

Theme:
LIVING ROOM ART



OVER \$1,000 IN PRIZES

Register Today & Get the Details
www.woodworkerssource.com/contest



GET \$50 JUST FOR ENTERING!

FALL WOODWORKING CONTEST + SHOW

Enter by: November 2, 2019
Show + Reception: November 9, 2019, 5:00pm

1ST PLACE	2ND PLACE	3RD PLACE
\$500 Credit to Woodworkers Source	\$300 Credit to Woodworkers Source	\$100 Credit to Woodworkers Source

+ prizes awarded to the top 10 entries

REGISTER NOW & GET THE DETAILS
www.woodworkerssource.com/contest

Hosted by Woodworkers Source
Tempe - Tucson - Phoenix

Contest: Living Room Art + Decor



- Projects due at any of our stores by 5:00 PM on Saturday, November 2nd.
- Any type of project that would live in a living room and is under 30" in any direction.
- We're giving a \$50 gift card to the store just for entering.
- Voting on Saturday, November 9th at the Phoenix store from 8:00 AM - 6:00 PM.

Woodworking Festival

- Starting at 12:00 PM various woodworking demonstrations at the Phoenix store.
- Woodturning from 12:00 PM - 5:00 PM desired.
- Starting at 5:00pm live jazz music along with light food and drinks
- Contest award ceremony at 6:30 PM
 - 1st Prize: \$500 gift card
 - 2nd Prize: \$300 gift card
 - 3rd Prize: \$100 gift card
 - + Honorable mention prizes



AAW volunteers will be turning from Noon to 5pm – come on out! Check out the amazing “living room art” and enjoy the festival.

Here's a link to the contest and festival page: <https://www.woodworkerssource.com/blog/woodworking-contests/2019-woodworking-contest-show-living-room-art/>

And here's a link to the Facebook event: <https://www.facebook.com/events/2205712226394502/>

Cal's 8th Annual Woodturning Extravaganza

When – Saturday, November 9, 2019, beginning at 4:00 p.m.
Where – 8532 E. Princess Circle, Mesa, AZ 85207, 480-529-3682

Why – to see Cal's newest creations and enjoy Nancy's food and drink and a few of
Nancy's creations

Bring family and friends with you – We accept all credit cards

AWA Members who have websites – check them out!

Jason Clark

<http://www.jtcturning.com/>

Brian Lensink

<https://lensinkcreations.com>

J Paul Fennell

<http://jpaulfennell.com/>

Gerard Merchant

<http://dumaurierwoodworking.us>

Ed Jones

<http://www.edjoneswoodturning.com/>

Jim Piscopo

<http://www.bridgingaz.org/>

Cory Larsen

<https://woodturnersparadise.com/>

Paul Porter

<http://paulporterwoodturning.com/>

Let us know if you have a website that we can highlight in
our newsletter and website!

WE WANT TO KNOW...

- **SUGGESTIONS ON WOODTURNERS FOR DEMOS.**
- **WHAT TECHNIQUES DO YOU WANT TO SEE DEMONSTRATED?**

[EMAIL TODAY!](#)

Arizona Woodturners Association presents



Jason Clark

*“Turning the Torus,
Return of Saturn”*

November 16th – 9:15am to 3:00pm

All-day demo: ***Multi-axis with a twist, Unconventional hollowing
– Turning the Torus, Return of Saturn***

Plus 3 hands-on classes



Jason has been heavily immersed in Woodturning for just over a decade being primarily self taught in his modest 2 car garage in his spare time. He says, “My work strives to feature and highlight the natural character of the wood, including natural defects and flaws. Wood often has such beautiful contrast between the dark heartwood and the lighter sapwood and I often orient the wood so that the work features this contrast. My finishes are basic oil finishes to enhance the natural figure and color of the wood without major alterations.”

Check out the day's topics:

- **Multi-axis spindles – basic approach**
- **Multi-axis lidded box (3 distinct faces)**
- **Turning a Torus shaped hollow form**
- **Saturn bowl**



3 Hands-on classes offered:

For beginner/intermediate turners: **11/17 - FULL**
Nov 17th – **Spindles, Beads, Coves**

For intermediate to advanced turners:
Nov 18th – **Saturn Bowl with offset ring**
Nov 19th – **Saturn Bowl with offset ring**

More info & registration at:
www.AZWoodturners.org
Limit 6 per class

- **\$25.00 Members**
- **\$35 Non-Members**
- **All day demo**
 - **9:15am – 3:00pm**
 - **Includes lunch**

Buy tickets in advance
(shorter line day of))

www.AZWoodTurners.org

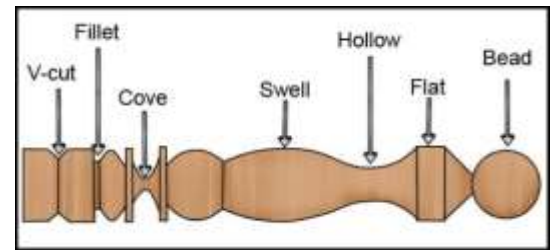
Pyle Adult Recreation Center

655 E Southern Ave, Tempe, AZ.



Jason Clark Hands-on Class available for sign-up

Member sign-up link available on [AWA Website/Members Only](#)



- Classes are \$150 each
- Limit 6 students per class
- Location: Timbers Woodworking, 935 E. Southern Ave, Mesa, AZ 85204
- Time: 9am to 4pm

Nov. 17 – Sunday (Beginner)

- **Beginner to Intermediate class (all levels): Spindles, Beads, Coves**

Class will consist of woodturning basics featuring both bowls and spindles.

The morning will be spent turning spindles with beads and coves focusing on cutting downhill, tool selection and usage, and why the direction of the cut matters.

The afternoon will be spent turning bowls and how the process of turning a bowl is related to turning beads and coves on a spindle.

Various chucking techniques will be covered as well as options for cleaning up the bottom of a bowl so that all evidence of how the bowl was chucked can be removed.

Nov. 18 – Monday (Advanced)

- **Intermediate to Advanced Turners: Saturn Bowl with offset ring**

Students should be experienced and comfortable turning both bowls and spindles. This is not a workshop geared towards brand new turners.

Students will spend the day making an ultra-thin parting tool followed by a Saturn bowl with an offset ring. Students may also work on some multi-axis spindles if time allows.

Nov. 19 – Tuesday (Advanced)

- **Intermediate to Advanced Turners: Saturn Bowl with offset ring**

Students should be experienced and comfortable turning both bowls and spindles. This is not a workshop geared towards brand new turners.

Students will spend the day making an ultra-thin parting tool followed by a Saturn bowl with an offset ring. Students may also work on some multi-axis spindles if time allows.



[Sign up today for](#)
Hands-on classes
with Jason Clark!

Limited to 6 students per class

Sunday, beginners' class is full
(email for waiting list)

2019 - upcoming events

- November 9 - Rockler
- November 9 – Woodworker’s Source/Phoenix
- November 9 - Cal’s Extravaganza
- November 16 – Jason Clark – all day demo
- November 17 – Jason Clark – Beginner class (full)
- November 18 - Jason Clark – Intermediate class
- November 19th – Jason Clark – Intermediate class
- December 14 – Holiday Party
 - Bring a turned holiday ornament for an exchange

2020

- January 18 – Jim McCleary demo
- February 15 – [John Beaver](#)
- February 16-18 Hands-on Classes by John Beaver
- March 21 – Mini-Symposium/Swap Meet

More information available
online.

[AWA Website](#)

check out “announcements” for up to
date information



Something new for AWA

Arizona Woodturners Association (AWA) Tool Disposal Assistance Program

Purpose: To manage AWA tool/wood donations and to provide guidance to the spouses or next of kin of the AWA club members in liquidating their tools, wood, blanks etc.

AWA will form a three-member team. Activity and responsibilities include the following. [More information on our website here.](#)

- Provide guidance to AWA members’ families regarding possible tool/wood disposal options.
- Team leader to document team activities and submit monthly report to AWA secretary for inclusion in monthly board meeting minutes.

We have one volunteer, a couple more needed to help access and assist families in need to selling/disposing of their woodturning equipment.

Looking for volunteers – are you interested?

Email: webmaster@AZWoodturners.org

YOU
CAN
HELP

“My wife was an avid woodturner, but is no longer able to turn. Can you help us sell her tools?”

“I need to downsize – could your club use any of my woodturning tools?”

“I inherited woodturning tools. Can you help me sell them?”

Member
Idea

Board
Approved

AWA Suppliers Discount Incentive Program

“Hundreds of \$ available to Arizona Woodturners Association (AWA) and its members in online order discounts and gift certificates”

- Sign-up online for order discounts available to Arizona Woodturners Association (AWA) members.
- In addition to order discounts for YOU, merchants will provide gift certificates and merchandise directly to our club for 50/50 monthly drawings, awards, Holiday party, etc. Presently we have \$225.00 in gift certificates.
- Must sign-up to participate.

Current companies offering the club gift certificates and/or discounts.

Suppliers that are supporting Arizona Woodturners Association woodturners:

- **Klingspor** 10% Discount on member orders, + 2 donations/yr. to club
- **Penn State** 10% Discount on member orders +\$25 gift certificate to club
- **Hartville Tools** 15% Discount on member orders + free shipping
- **Craft Supplies** Gift certificates based on discount members (\$175+) yr.
- **Cook Woods** Gift certificates \$150 to club
- **Treeline** Gift certificates \$50 to club
- **Azcarbide** Gift certificate \$30 to club

Still working on adding others.....more to come!



[Click Here To Sign-up](#)

This is an **OPTIONAL** member benefit.

CANTILEVERED TOOL BARS

(from AWA member John Lea)

ROUND BAR DIAMETER (inches)	I = SECTION MODULUS (.05 x D ⁴)	Sq.Root of I x 5139 (square rt.)	CANTILEVERED DISTANCE (inches)
0.5	0.003125	16.0594	4
0.75	0.01582	81.3	9
1	0.05	256.95	16
1.125	0.08009	411.58	20
1.25	0.12207	627.32	25
1.5	0.2531	1300.8	36
SQUARE BAR (Wxdepth³/12)			
0.5	0.005208	26.77	5
0.625	0.01272	65.346	8
0.75	0.02637	135.5	12
1	0.08333	428.25	21
1.25	0.20345	1045.5	32
1.5	0.42187	2168.02	47

This may help to answer the question: "How deep can I hollow with this tool?"

The formula for a round bar requires that you square the diameter twice and then multiply it by .05 to get the Section Modulus for mild steel. Multiply this figure by 5139 and take the square root of that calculation. The result is the length, in inches, that you can reach off of the tool rest without excessive flutter or vibration (<0.040).

For a square or rectangular bar, the formula requires that you multiply the width of the bar by its thickness cubed, and then divide that number by 12. Taking the square root of the result gives you the cantilevered length or permissible overhang.

A rule of thumb is that you have 1/3 of the length of the tool cantilevered, and 2/3 of the overall tool length behind the tool rest.

This information is drawn from "Is It Heavy Enough?" by Dale Hupp, as published by American Woodturner, Fall 2001.



WOODTURNING & SAFETY TIPS

Hi,
Newsletter fodder!!
Here is a link and a logo photo. www.wtapodcast.com

(from AWA member Dale Guilford)



Check out the PODCAST

I like to burn very fine lines on some of my turnings. I have found the best solution is a guitar string (wire) clamped between two hemostats. You can adjust the length depending on the diameter of your turning. This chart shows the diameter for each note. Hemostats and steel guitar strings are available on eBay and Amazon.

From AWA member Dale Guilford

Standard Tuning and Medium-Gauge Steel String Diameters for a Guitar


String	Note	Frequency (Hz)	Diameter (mm)
First	E	330	0.28
Second	B	247	0.36
Third	G	196	0.46
Fourth	D	147	0.71
Fifth	A	110	0.97
Sixth	E	82.4	1.24

Safety




Safe woodturning means several things: Wearing the right face shield to protect your eyes, having a good dust-collection system to protect your lungs, knowing how to mount wood securely on the lathe, and much more.

Begin by downloading the AAW publications below for plenty of good safety information.



AAW's Safety for Woodturners, a 66-page digital book to help woodturners build strong skills while learning best practices and safety.



AAW's Safety Guidebook, a 30 page booklet to help you understand and use safe practices.

These safety guidebooks are available for members of the American Association of Woodturners. Check out all the videos, educational materials and articles they offer.

[Join AAW today.](#)

AAW's Vision 2020 strategy is focused on enriching your overall woodturning experience. Their goal is to help you accomplish your ambitions, recognize opportunities, and pursue your aspirations – whatever your skill level or area of interest. Part of our strategy is to expand and enhance our educational resources. Check out all the resources available with AAW membership.

Special Event at Rockler Stores

Thank you for taking the lead for your chapter and participating in our current venture with Rockler. The event will include pen turning hands on classes in your local Rockler store on Saturday, November 9, 2019. Classes will be held at 9:30 am, 11:30 am, 1:30 pm and 3:30 pm.

**Thank you to Ed Pabst and Ana Lappegard for volunteering at this event.
Come on out – volunteer and/or visit/support this great event.**



TURN A PEN FOR TEN EVENT

2020 Veteran's Day M&T Classes

In an effort to raise awareness and thank America's Veterans, Rockler Woodworking & Hardware will be holding a special one day event in all retail locations on November 9th, 2019. During the event, each retail store will be offering pen turning classes at a special low price of \$10 and all proceeds will be donated to the National Veteran's Foundation. Below you'll find details about the classes, scheduling expectations, inventory procedures, payroll procedures, and class execution.

PEN TURNING MAKE & TAKE CLASS

Turn a Pen For \$10 Veteran's Day Event

Turn a Pen for \$10 and all proceeds will be donated to the National Veterans Foundation. No woodworking experience? No worries! This course will teach you the basic fundamentals of turning your own pen using carbide turning tools. Finishing and assembly of the pen kit will also be covered and you will leave with a beautiful handmade custom pen. \$10 fee includes all materials & supplies. No experience required and beginners are welcome!

Class length: 2 HRS – Classes at 9:30AM, 11:30AM, 1:30PM, & 3:30PM



***Searching the web for good videos
or stories is something you can help
with!!! Let us know a good link!***

Can you submit an article? A Tip? A picture of a shop technique?

Pat & Dick Jones - webmaster@azwoodturners.org

Monthly Meetings

Unless otherwise noted, all our Club meetings are held at the Pyle Adult Recreation Center 655 E Southern Ave, Tempe, AZ.

3rd Saturday of the month.
Time: 12-3:30pm

Email:
ContactUs@AZwoodturners.org